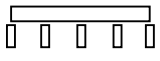
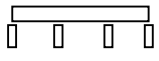
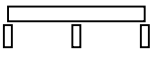


**CARACTERISTICAS TECNICAS PARA EL PANEL TERMICO**
**PANEL FRISO SIN BARNIZAR, BARNIZADO Y TINTADO 2400x610x (E)**

<b>AGLOMERADO DE 19 Y FRISO DE 10</b>						
ESPESOR (E)	RESISTENCIA TERMICA		PESO KG/m <sup>2</sup>	CARGA KG/M <sup>2</sup> (XPS)		
	m <sup>2</sup> K/W	K W/M <sup>2</sup> k				
69	1436	0,696	19,13	860	740	350
79	1759	0,569	19,43	1045	985	430
89	2081	0,481	19,73	1220	1140	570
99	2404	0,416	20,03	1365	1280	640
<b>AGLOMERADO DE 10 Y FRISO DE 10</b>						
60	1386	0,722	13,05	455	390	185
70	1709	0,585	13,35	550	520	225
80	2031	0,492	13,65	640	600	300
90	2354	0,425	13,95	750	675	340

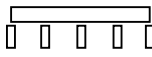
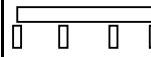
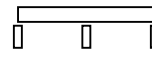
**PANEL TERMICO OSB-TRIPLY 2440x610x (E)**

<b>AGLOMERADO DE 19 Y OSB 10</b>						
ESPESOR (E)	RESISTENCIA TERMICA		PESO KG/m <sup>2</sup>	CARGA KG/M <sup>2</sup> (XPS)		
	m <sup>2</sup> K/W	K W/M <sup>2</sup> k				
69	1436	0,696	20,93	1290	1070	460
79	1759	0,569	21,23	1495	1090	485
89	2081	0,481	21,53	1800	1320	640
99	2404	0,416	21,83	1810	1370	660
<b>AGLOMERADO DE 10 Y OSB 10</b>						
60	1386	0,722	14,85	675	560	240
70	1709	0,585	15,15	785	570	255
80	2031	0,492	15,45	940	690	335
90	2354	0,425	15,75	945	715	345

**PANEL DOBLE HIDROFUGO 2440x610x (E)**

<b>AGLOMERADO DE 19 Y AGLOMERADO DE 19</b>						
ESPESOR (E)	RESISTENCIA TERMICA		PESO KG/m2	CARGA KG/M2 (XPS)		
	m2K/W	K W/M2k				
78	1502	0,666	26,86	980	830	320
88	1825	0,548	27,16	1315	1100	400
98	2147	0,466	27,46	1420	1155	505
108	2470	0,405	27,76	1455	1185	535
<b>AGLOMERADO DE 19 Y AGLOMERADO DE 10</b>						
69	1452	0,689	20,78	965	815	315
79	1775	0,563	21,08	1290	1080	390
89	2097	0,477	21,38	1395	1135	495
99	2420	0,413	21,68	1430	1160	525
<b>AGLOMERADO DE 10 Y AGLOMERADO DE 10</b>						
69	1402	0,713	14,70	505	425	165
79	1725	0,580	15,00	675	565	200
89	2047	0,489	15,30	735	595	260
99	2370	0,422	15,60	765	605	275

**PANEL DE YESO HIDROFUGO 2440x600x (E)**

AGLOMERADO DE 19 Y YESO DE 13 mm						
ESPESOR (E)	RESISTENCIA TERMICA		PESO KG/m <sup>2</sup>	CARGA KG/M <sup>2</sup> (XPS)		
	m <sup>2</sup> K/W	K W/M <sup>2</sup> k				
72	1465	0,689	23,83	1170	1050	430
82	1788	0,562	24,13	1350	1170	535
92	2110	0,474	24,43	1600	1365	610
102	2433	0,409	24,73	1650	1390	670